



CMP Next Edge 2026 Critical and Precious Metals Short Duration Flow-Through LP

Initial Public Offering – \$25 per Series A Unit and per Series F Unit

WHAT IS CMP NEXT EDGE 2026 CRITICAL AND PRECIOUS METALS SHORT DURATION FLOW-THROUGH LP?

The CMP Next Edge 2026 Critical and Precious Metals Short Duration Flow-Through LP's (the "Partnership") investment objective is to provide investors with capital appreciation and a tax-assisted investment in a diversified portfolio (the "Portfolio") of Flow-Through Shares of Resource Companies and additional securities, if any, that offer attractive risk-reward characteristics, and which conduct activities incurring Eligible Expenditures in the mining sector. The Portfolio will focus on Resource Companies incurring such Eligible Expenditures across Canada.

INVESTMENT HIGHLIGHTS:

Exposure to Critical Minerals

- ✓ The Manager believes rising commodity prices and increasing demand for critical minerals from the clean energy and technology sectors provide a strong pipeline of investment opportunities.

Significant Tax Benefits

- ✓ Holders of Units of the Partnership ("Limited Partners") may deduct an amount equal to 100% of Canadian Exploration Expenses (CEE) renounced to the Partnership.

In addition, Limited Partners are expected to qualify for:

- ✓ The Federal 30% Critical Mineral Exploration Tax Credit (CMETC), is expected to apply to **75% of the Portfolio**.
- ✓ The Federal 15% Mineral Exploration Tax Credit (METC), is expected to apply to **25% of the Portfolio**.

Professional Money Management Via Limited Partnership (LP)

- ✓ These pooled offerings provide professional management, portfolio diversification and administrative simplicity, making it an attractive option for investors seeking tax-efficient exposure to resource exploration.

Short Duration to Liquidity Event

- ✓ By June 1, 2027, or in any event no later than December 31, 2027, the General Partner intends to implement a Mutual Fund Rollover Transaction with CMP Next Edge Resource Class, whereby assets of the Partnership would be exchanged on a tax-deferred basis for redeemable shares of a corresponding series of CMP Next Edge Resource Class.

Proven Manager and Portfolio Manager

- ✓ Next Edge Capital Corp. ("Next Edge" or the "Manager") manages over \$800M of alternative, private credit and value-added fund products in Canada.
- ✓ Palos Wealth Management Inc. ("Palos" or the "Portfolio Manager") has vast experience in the mining sector in addition to an extensive network of industry sources, having participated in over 200 private junior mining deals since 2016.
- ✓ CMP® has been a pioneer in Canada's Flow-Through investment space.
- ✓ Established in the 1980s, CMP® has raised over \$3.1B since inception.

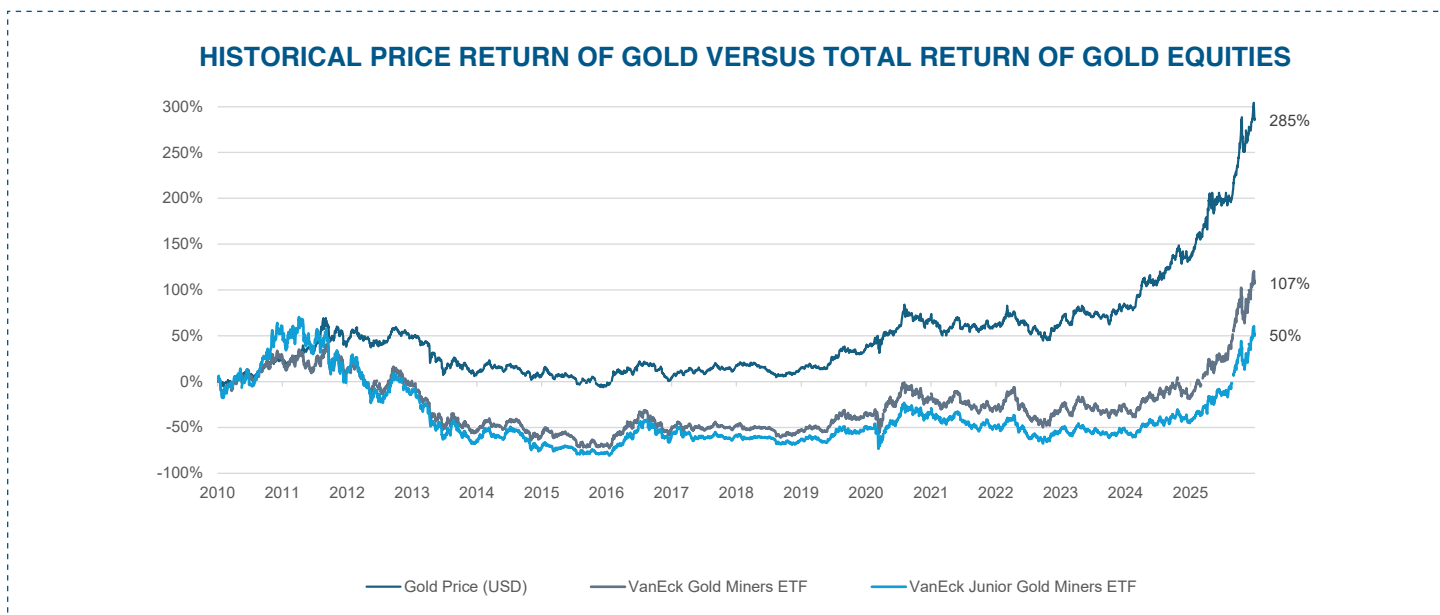
ILLUSTRATIVE BREAKEVEN CALCULATION PER \$1,000 INVESTMENT ^{1,2,*}:

	AB	BC	MB	NB	NS	NL	ON	PEI	QC	SK
Highest Marginal Tax Rate	48.00%	53.50%	50.40%	52.50%	54.00%	54.80%	53.53%	52.00%	53.31%	47.50%
Investment	\$1,000.00	\$1,000.00	\$1,000.00	\$1,000.00	\$1,000.00	\$1,000.00	\$1,000.00	\$1,000.00	\$1,000.00	\$1,000.00
Net Flow-Through Share and other Tax Expense (Savings)	-\$671.46	-\$718.32	-\$691.91	-\$709.80	-\$722.58	-\$729.40	-\$718.58	-\$705.54	-\$716.70	-\$667.20
Capital Gains Tax	\$27.48	\$30.63	\$28.85	\$30.06	\$30.92	\$31.37	\$30.65	\$29.77	\$30.52	\$27.19
Total Net Income Tax Expenses (Savings)	-\$643.98	-\$687.69	-\$663.05	-\$679.74	-\$691.67	-\$698.02	-\$687.93	-\$675.77	-\$686.18	-\$640.01
At Risk Capital	\$356.02	\$312.31	\$336.95	\$320.26	\$308.34	\$301.98	\$312.07	\$324.23	\$313.82	\$359.99
Breakeven Proceeds	\$468.45	\$426.36	\$450.46	\$434.25	\$422.38	\$415.95	\$426.12	\$438.15	\$427.87	\$472.12
Breakeven Proceeds per Unit (based on \$25 subscription price)	\$11.71	\$10.66	\$11.26	\$10.86	\$10.56	\$10.40	\$10.65	\$10.95	\$10.70	\$11.80
Downside Protection	53%	57%	55%	57%	58%	58%	57%	56%	57%	53%
Minimum Equivalent Deduction as a Percentage of Original Investment	139.90%	134.30%	137.30%	135.20%	133.80%	133.10%	134.20%	135.70%	134.40%	140.50%

*Please refer to the notes and assumptions outlined in the “At-Risk Capital, Breakeven and Downside Protection Calculations” section of the Prospectus that are integral for the tax table metrics. Metrics referenced are based on the maximum offering size.

THE CASE FOR RESOURCES – COMPELLING VALUATION OPPORTUNITY

The chart below illustrates the historical performance of gold (in USD) relative to gold equity exchange-traded funds, including the VanEck Gold Miners ETF (GDX) and the VanEck Junior Gold Miners ETF (GDXJ). Despite a significant increase in the price of gold during 2025, gold equities have lagged, which the Manager believes presents an opportunity for potential revaluation. Major mining companies have experienced improving margins as gold prices have moved above US\$4,300 per ounce, while junior mining companies are realizing benefits from updated economic studies that enhance project feasibility.³ As of December 31, 2025, gold prices had appreciated approximately 285 percent, compared to gains of 107 percent for GDX and 50 percent for GDXJ.⁴

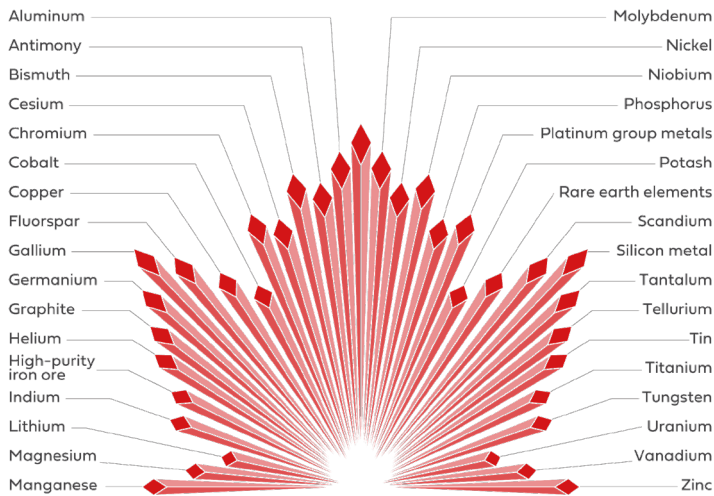


Source: Bloomberg LP. For the period starting January 4, 2010 and ending December 31, 2025.

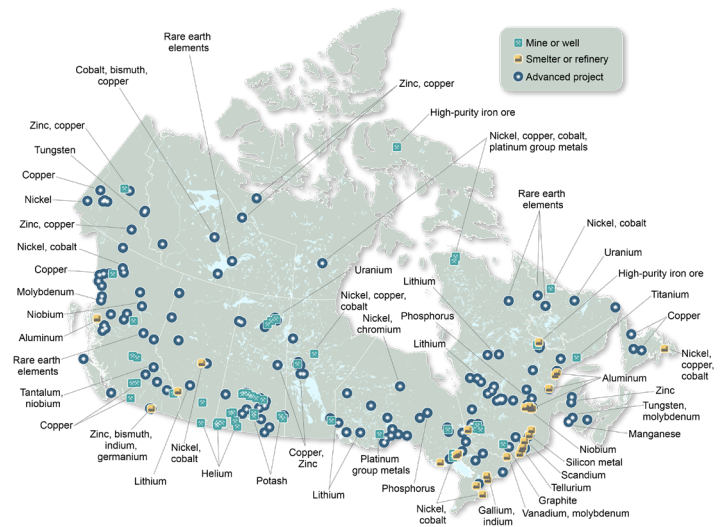
3. Surging Gold Prices Fuel Junior Miner’s Push to Production.

4. GDX and GDXJ reflect total return.

THE CASE FOR RESOURCES AND CRITICAL MINERALS IN CANADA – CANADA’S ADVANTAGE



Source: Government of Canada. Canada's Critical minerals, 2025.



Source: Government of Canada. Canada's Critical minerals, 2025.

The Manager believes that:

- ✓ Canada is one of the world's most resource-rich nations, offering a diversity of natural resources.
- ✓ A stable and transparent regulatory and legal framework provides long-term investment security.
- ✓ Canadian resource companies benefit from cutting-edge innovation and efficient extraction methods.
- ✓ Strong international demand for critical minerals, precious and base metals positions Canada as a global leader in resource development.
- ✓ The transition to a green economy further enhances the strategic importance of Canadian resources.
- ✓ Canada possesses all 34 minerals on the critical minerals list.

The Manager believes that Canada sits at the forefront of global critical mineral development, with a coast-to-coast network of mines, processing facilities, and advanced projects. The scale and distribution of these assets position Canada as a reliable, low-risk jurisdiction for securing critical mineral supply chains. Together, this national footprint reinforces Canada's role as a cornerstone supplier to allied economies as demand for electrification and energy transition accelerates

IMPORTANT NOTES

1.The Tax tables assume that the individual is at the highest marginal tax bracket. The calculations in the tax tables below assume that 75% of the limited partnership's portfolio will be used to acquire Flow-Through Shares of Resource Companies incurring Eligible Expenditures in 2026 that will be entitled to the Critical Mineral Tax Credit and that 25% of the limited partnership's portfolio will be used to acquire Flow-Through Shares of Resource Companies incurring Eligible Expenditures in 2026 that will entitle a Limited Partner to the 15% federal non-refundable Mineral Exploration Tax Credit (METC). It is assumed that the investor disposes of their mutual fund shares the year the LP is rolled into the designated mutual fund corporation; as such, it is assumed that the investor will be subject to tax on the recapture of the investment tax credits in 2026. The illustration considers that the cost to the investor of any Flow-Through Share which it acquires to be nil and, therefore, the amount of such capital gain will generally equal the proceeds of disposition of the Flow-Through Shares.

2.The information presented herein regarding At-Risk Capital, Breakeven Proceeds, and Downside Protection is for illustrative purposes only and does not constitute investment, financial, or tax advice. These figures are based on certain assumptions that may not reflect actual investor outcomes, including assumptions regarding tax rates, liquidity event timing, investment performance, and market conditions. The At-Risk Capital represents the estimated portion of a subscriber's investment that remains exposed to market risk after tax benefits have been applied, assuming a specific marginal tax rate and successful renunciation of eligible expenditures. Actual outcomes may vary depending on the individual investor's tax profile, timing of deductions, and changes to tax legislation. The Breakeven Proceeds refer to the minimum return required upon a liquidity event to recover the original investment, after accounting for estimated tax deductions and credits. These proceeds do not guarantee capital preservation and do not include the impact of fees, borrowing costs, or other expenses. Downside Protection estimates the degree of investment loss mitigation derived from the tax benefits under current tax legislation. This protection is theoretical and only applies under the assumption of full deductibility and tax credit eligibility. Tax benefits may be reduced or eliminated if the investor is subject to alternative minimum tax, limited recourse financing rules, or changes in tax law. These projections and metrics do not represent actual or guaranteed returns. Prospective investors should consult their own independent tax and financial advisors to evaluate how these estimates apply to their personal circumstances.

This information is communicated and/or distributed by CMP Next Edge Corp. (the "Company") identified above. This communication is not, and under no circumstances is to be construed as, an invitation to make an investment in a fund(s) nor does it constitute a public offering to sell a fund(s) or any other products described herein. Applications for fund(s) will only be considered on the terms of their respective Offering Documents (i.e. Prospectus, Offering Memorandum or Information Statement). Potential investors should note that alternative investments can involve significant risks and the value of an investment may go down as well as up. There is no guarantee of trading performance and past or projected performance is not indicative of future results. Investors should review the Offering Documents of the applicable fund(s) in their entirety for a complete description of the fund(s), its risks, and consult their registered dealers and/or tax advisors before making an investment. Opinions expressed are those of the author and may not be shared by all personnel of Next Edge Capital Corp. These opinions are subject to change without notice, are for information purposes only and do not constitute an offer or invitation to make an investment in any financial instrument or in any product to which the Company and/or its affiliates provide investment advisory or any other financial services. Any organizations, financial instruments or products described in this material are mentioned for reference purposes only, which should not be considered a recommendation for their purchase or sale. Neither the Company nor the authors shall be liable to any person for any action taken on the basis of the information provided. Some statements contained in this material concerning goals, strategies, outlook or other non-historical matters may be forward-looking statements and are based on current indicators and expectations. These forward-looking statements speak only as of the date on which they are made, and the Company undertakes no obligation to update or revise any forward-looking statements. These forward-looking statements are subject to risks and uncertainties that may cause actual results to differ materially from those contained in the statements. The Company and/or its affiliates may or may not have a position in any financial instrument mentioned and may or may not be actively trading in any such securities. This material is proprietary information of the Company and its affiliates and may not be reproduced or otherwise disseminated in whole or in part without prior written consent from the Company. The Company believes the content to be accurate. However, accuracy is not warranted or guaranteed. The Company does not assume any liability in the case of incorrectly reported or incomplete information. Unless stated otherwise all information is provided by the Company. Unless stated otherwise this information is communicated by CMP Next Edge Corp.

PAST PERFORMANCE IS NOT INDICATIVE OF FUTURE RESULTS

For Existing Investors and Investment Professional Use Only.

18 King Street, Suite 902 Toronto ,ON M5C 1C4

 **CLIENT SERVICES:** 1.844.656.2321

416.775.3600 **Toll Free:** 1.877.860.1080

 info@nextedgecapital.com

Follow us:



NEXTEDGE
CAPITAL

nextedgecapital.com